



UK PPB DISTRIBUTION 2017 REVENUE ANALYSIS SUMMARY

XXXXXXX – EXAMPLE STATEMENT

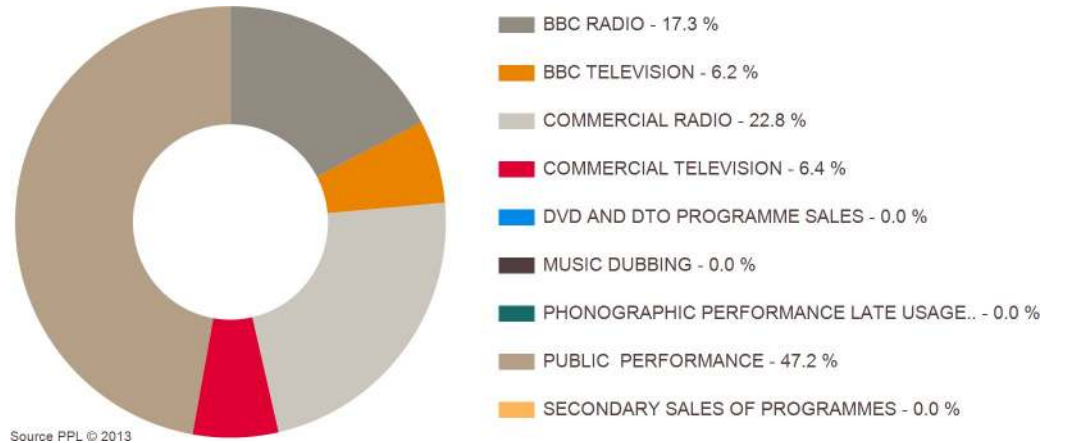
Created: Tuesday, December 11, 2018

This summary shows how your performer payments of PPL's 2017 licensing revenue have been generated by looking at where your music has been played and your top earnings by recording and band/artist.

DISTRIBUTION SUMMARY

WHERE YOUR MUSIC HAS BEEN PLAYED

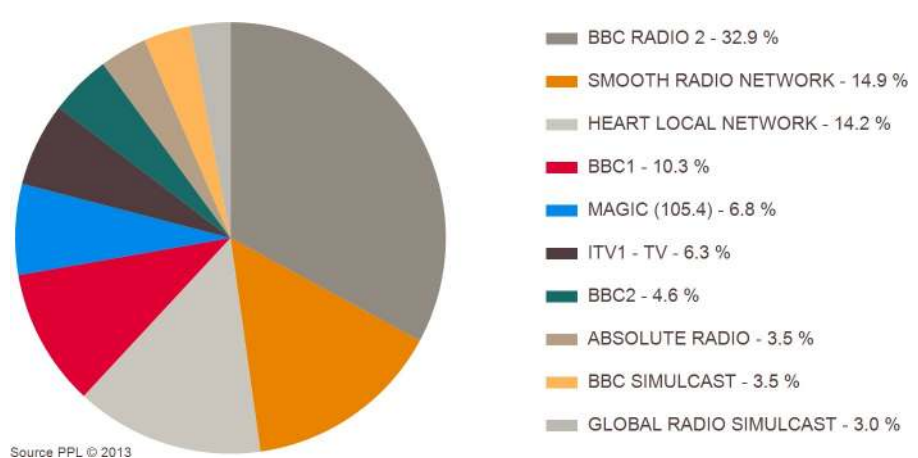
REVENUE SOURCES		YOUR ALLOCATION
BROADCAST	COMMERCIAL RADIO	£X,XXX.XX
	BBC RADIO	£X,XXX.XX
	COMMERCIAL TELEVISION	£XXX.XX
	BBC TELEVISION	£XXX.XX
	DVD AND DTO PROGRAMME SALES	£X.XX
	SECONDARY SALES OF PROGRAMMES	£X.XX
	SUBTOTAL	£X,XXX.XX
PUBLIC PERFORMANCE	SUBTOTAL	£X,XXX.XX
PUBLIC PERFORMANCE DUBBING	SUBTOTAL	£X.XX
GRAND TOTAL		£XX,XXX.XX



TOP BROADCAST REVENUE SOURCES

WHICH BROADCASTERS HAVE PLAYED YOUR MUSIC

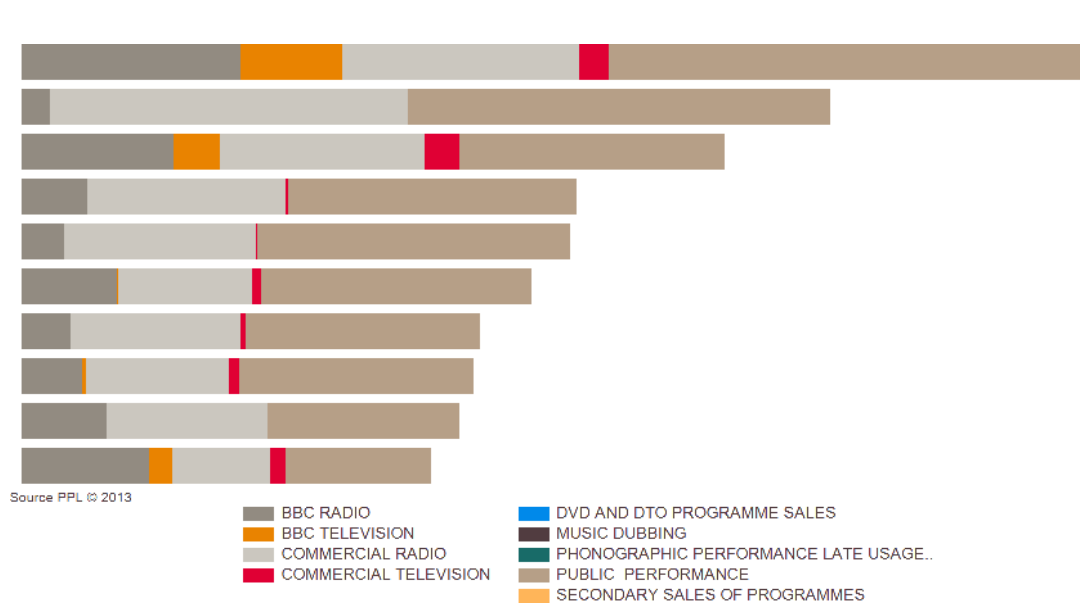
RANK	STATION / CHANNEL	YOUR ALLOCATION
1	BBC RADIO 2	£X,XXX.XX
2	SMOOTH RADIO NETWORK	£XXX.XX
3	HEART LOCAL NETWORK	£XXX.XX
4	BBC1	£XXX.XX
5	MAGIC (105.4)	£XXX.XX
6	ITV1 - TV	£XXX.XX
7	BBC2	£XXX.XX
8	ABSOLUTE RADIO	£XXX.XX
9	BBC SIMULCAST	£XXX.XX
10	GLOBAL RADIO SIMULCAST	£XXX.XX



TOP EARNING RECORDING(S)

YOUR HIGHEST EARNING PERFORMANCE(S) BY RECORDING

RANK	RECORDING TITLE / BAND / ARTIST	YOUR ALLOCATION
1	TITLE 1 BAND 1	£XXX.XX
2	TITLE 2 BAND 2	£XXX.XX
3	TITLE 3 BAND 3	£XXX.XX
4	TITLE 4 BAND 4	£XXX.XX
5	TITLE 5 BAND 5	£XXX.XX
6	TITLE 6 BAND 6	£XXX.XX
7	TITLE 7 BAND 7	£XXX.XX
8	TITLE 8 BAND 8	£XXX.XX
9	TITLE 9 BAND 9	£XXX.XX
10	TITLE 10 BAND 10	£XXX.XX



TOP EARNING ARTIST(S)

YOUR HIGHEST EARNINGS BY BAND/ARTIST

RANK	BAND / ARTIST NAME	YOUR ALLOCATION
1	BAND 1	£XXX.XX
2	BAND 2	£XXX.XX
3	BAND 3	£XXX.XX
4	BAND 4	£XXX.XX
5	BAND 5	£XXX.XX
6	BAND 6	£XXX.XX
7	BAND 7	£XXX.XX
8	BAND 8	£XXX.XX
9	BAND 9	£XXX.XX
10	BAND 10	£XXX.XX

